



UPG
STAY POWERED®

Sealed Lead-Acid Battery

Absorbant Glass Mat (AGM) technology for superior performance. Valve regulated, spill proof construction allows safe operation in any position. Approved for transport by air. D.O.T., I.A.T.A., F.A.A. and C.A.B. certified. U.L. recognized under file number MH 20567.

UPG No. 40748

UB1290

Maintenance-Free

Specification

Nominal Voltage	12 volts
Nominal Capacity	77° F (25° C)
20-hr. (0.450A)	9 Ah
10-hr. (0.830A)	8.3 Ah
5-hr. (1.538A)	7.69 Ah
1-hr. (5.40A)	5.4 Ah

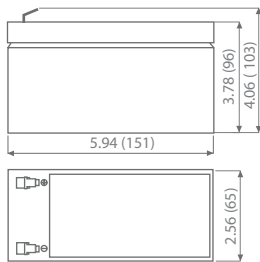
Approximate Weight	5.17 lbs (2.35 kgs)
Internal Resistance (approx.)	19mΩ

Shelf Life (% of normal capacity at 77° F (25° C))		
3 Months	6 Months	12 Months
91%	82%	64%

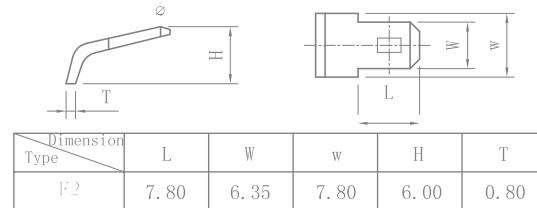
Temperature Dependency of Capacity (20 hour rate)			
104° F (40° C)	77° F (25° C)	32° F (0° C)	5° F (-15° C)
102%	100%	85%	65%

AGM Operational Temperature	
Charge	32°F to 104°F (0°C to 40°C)
Discharge	5°F to 113°F (-15°C to 45°C)
AGM Storage Temperature	
5°F to 104°F (-15°C to 40°C)	

Physical Dimensions: in (mm)



Terminals



Charge Method (Constant Voltage)	
Cycle Use (Repeating Use)	
Initial Current	2.7 A or smaller
Control Voltage	14.6 - 14.8 V
Float Use	
Control Voltage	13.6 - 13.8 V

Due to continuous improvements to our products, product images may vary slightly from depiction.

Constant Current Discharge Characteristics Unit:A (25°C, 77°F)

F.V/Time	5MIN	10MIN	15MIN	30MIN	1HR	3HR	5HR	10HR	20HR
9.60V	33.7	21.1	16.7	9.8	5.8	2.3	1.6	0.8	0.5
10.20V	31.6	19.8	16.0	9.4	5.6	2.3	1.5	0.8	0.5
10.50V	29.7	18.6	15.1	8.9	5.3	2.2	1.5	0.8	0.5

Constant Power Discharge Characteristics Unit:W (25°C, 77°F)

F.V/Time	5MIN	10MIN	15MIN	30MIN	1HR	3HR	5HR	10HR	20HR
9.60V	369	237	189	109	66.5	27.1	18.5	10.1	5.5
10.20V	351	225	182	106	63.8	26.7	18.3	10.0	5.4
10.50V	331	212	174	102	61.0	26.2	17.9	10.0	5.4



www.upgi.com

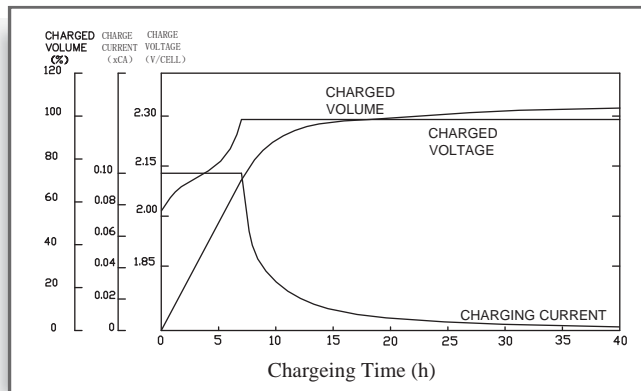
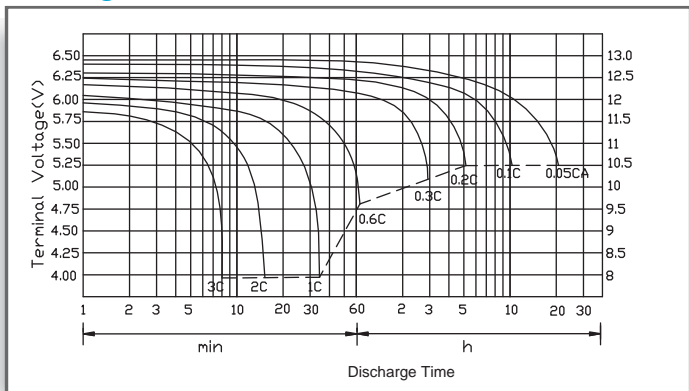
ISO 9001 :2008

All specifications subject to change without notice.

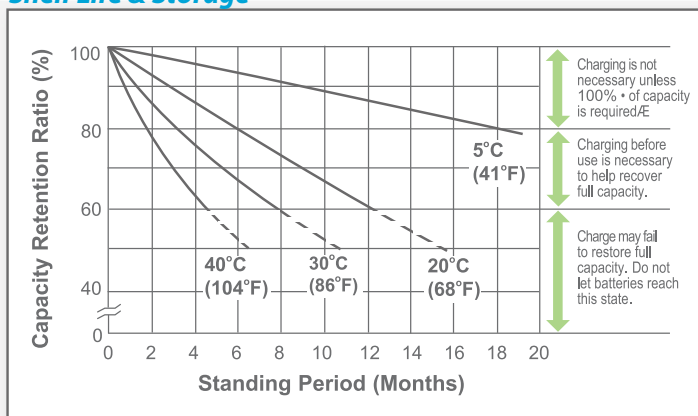
488 S. Royal Lane | Coppell, Texas 75019 | P 469.892.1122 | T 866.892.1122 | F 469.892.1123 | sales@upgi.com

U1419-1

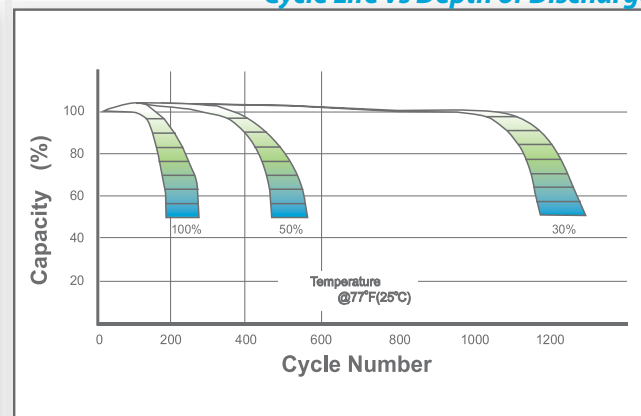
Discharge Characteristics



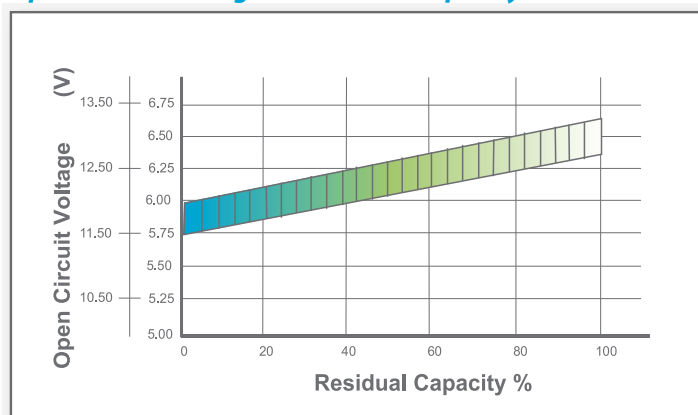
Shelf Life & Storage



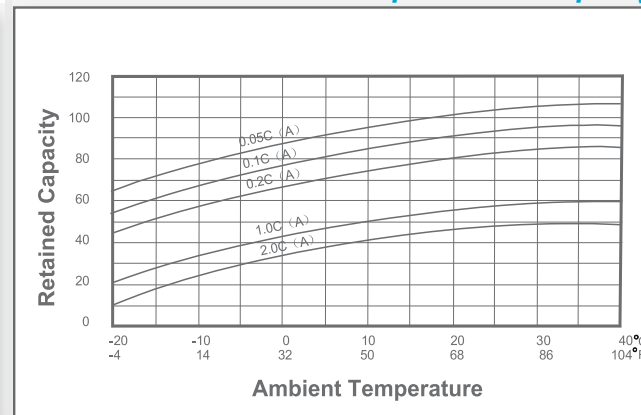
Cycle Life vs Depth of Discharge



Open Circuit Voltage vs Residual Capacity



Effect of Temperature on Capacity



Charge Current & Final Discharge Voltage

Application	Charge Voltage(V/Cell)			Max.Charge Current	Final Discharge Voltage V/Cell	Discharge Current(A)	1.75	1.70	1.60	1.30
	Temperature	Set Point	Allowable Range							
Cycle Use	25°C(77°F)	2.45	2.40~2.50	0.30C	1.75	0.2C>(A)	1.70	1.60	1.30	(A)>1.0C
Standby	25°C(77°F)	2.30	2.27~2.30							



ISO 9001:2008

Let UPG Power Your Life.

www.upgi.com